

VENTILATION DESIGN RATES APPLICABLE	
Office	10l/s/person
Bar	10l/s/person
Restaurant	10l/s/person
Cooking	3 AC/hour
Kitchen	20.5 AC/hour
Others	3 AC/hour

KEY TO ELECTRICAL SYMBOLS
NOTE: SWITCHING OF LIGHTING TO BE AGREED WITH THE CLIENT.

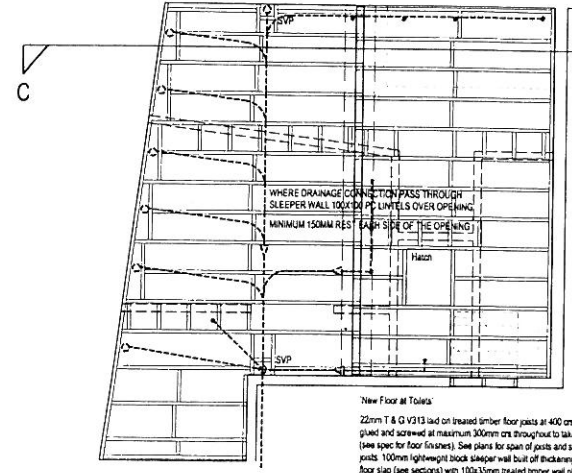
- Plan pendant
- Main downlight
- Fluorescent fitting two low 1500mm
- Emergency light fitting maintained (ILLUMINATED DIRECTIONAL)
- Wall mounted exterior light (switched/PIR/remote)
- switch
- 2-way switch
- double pole switch
- Main Smoke Detector (SD) or Heat Detector (HD) being mounted
- angled/13x switched sockets
- under worktop socket, remote switch
- fixed up switched spur
- socket control unit
- telephone point
- to point
- distribution board minimum 3 spare breakers
- 3 phase supply to kitchen
- wall mounted light fitting

NOTE
All Electrical installations to be to BS 7571:2001 including all Amendments
Fire Detection and Alarm system to be designed and installed to comply with Category L3 with BS 5839 Part 1:2002
Emergency lighting installations to be to BS 5266
General lighting installations to be to the CIBSE Code for interior lighting 1994 and local switching to satisfy Part 2 of the Building Regulations.

NOTE
All Electrical installations to be to BS 7571:2001 including all Amendments
Fire Detection and Alarm system to be designed and installed to comply with Category L3 with BS 5839 Part 1:2002
Emergency lighting installations to be to BS 5266
General lighting installations to be to the CIBSE Code for interior lighting 1994 and local switching to satisfy Part 2 of the Building Regulations.

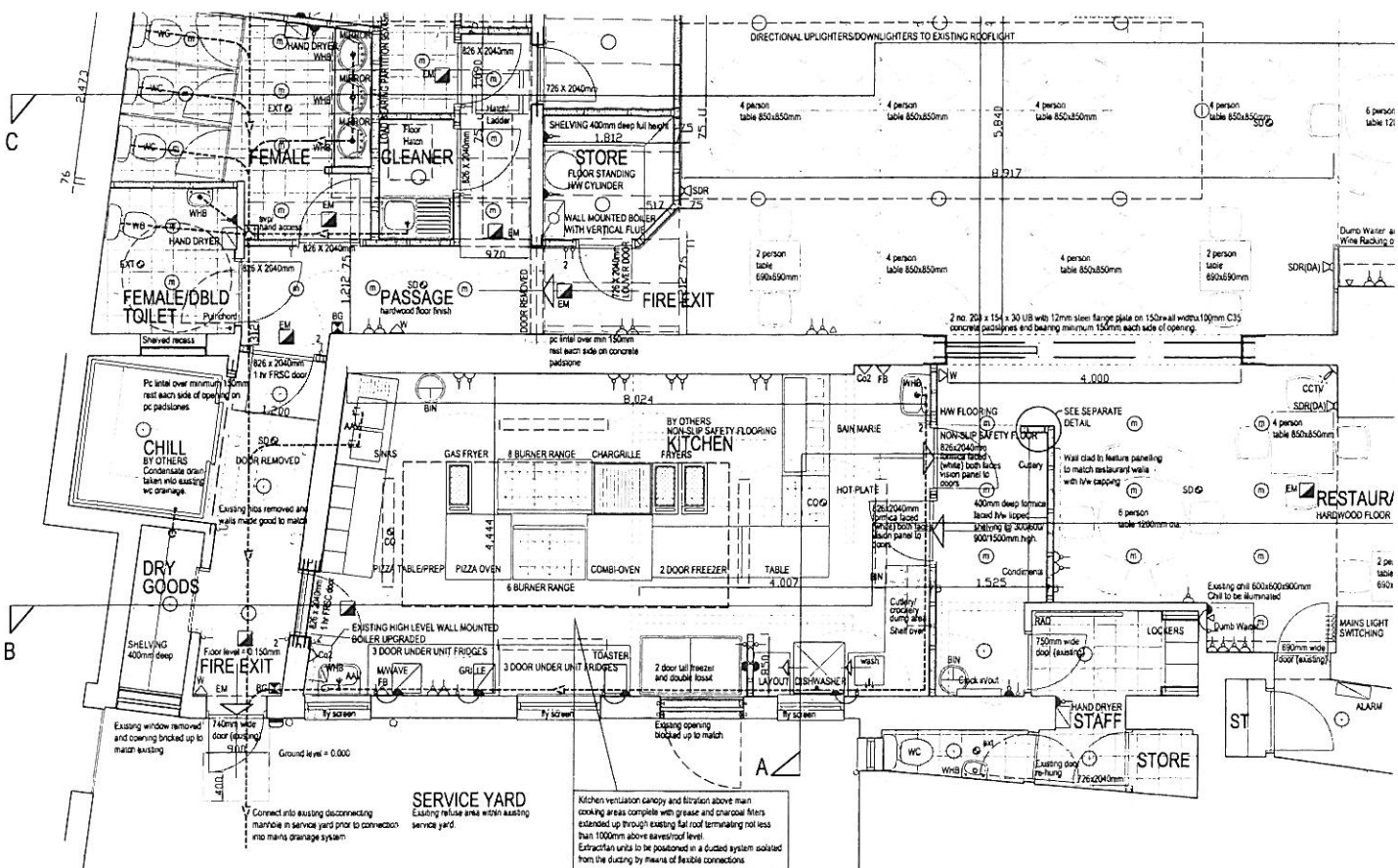
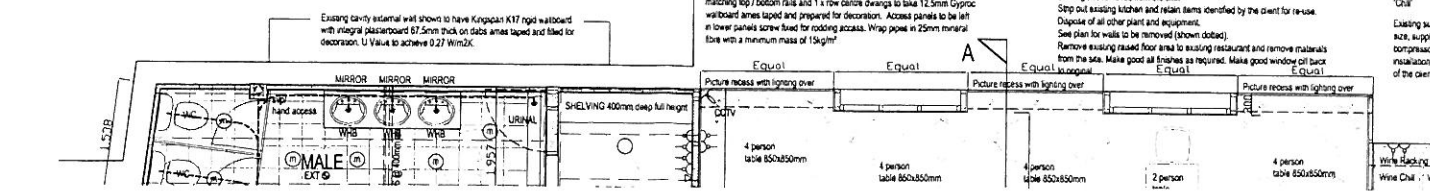
NOTE
All Electrical installations to be to BS 7571:2001 including all Amendments
Fire Detection and Alarm system to be designed and installed to comply with Category L3 with BS 5839 Part 1:2002
Emergency lighting installations to be to BS 5266
General lighting installations to be to the CIBSE Code for interior lighting 1994 and local switching to satisfy Part 2 of the Building Regulations.

Revision	Date
REV M	ADDITIONAL DIMENSIONS ADDED FOR LICENSING
REV L	GENERAL UPDATE OF DRAWINGS AND DETAILS ADDED FOR CONTRACTOR
REV K	KITCHEN AND BAR LAYOUT ALTERED TO SUIT NEW CONCEPT DESIGN
REV J	GENERAL UPDATE OF DRAWINGS
REV I	INTERNAL MANOEUVRE LAYOUT ALTERED TO SUIT CLIENTS WISHES
REV H	WALL RISERS REMOVED FROM ESCAPE ROUTE FOR SIGHTLINE
REV G	BUILDING CONTROL MONOR LAYOUT CHANGES MADE
REV F	FURNITURE LAYOUT ADDED AND AREAS IDENTIFIED FOR LICENSING
REV E	EXISTING MAN ENTRANCE DOORS TO 74 FORT STREET RETAINED
REV D	CANOPIES REMOVED AS PER SAC PLANNERS REQUEST
REV C	EXISTING MAN ENTRANCE DOORS TO 74 FORT STREET RETAINED
REV B	LAYOUT ALTERED TO SUIT CLIENTS REQUIREMENTS AND ENGINEERS DETAILS
REV A	SIGNAGE ALTERED AND KITCHEN ALTERED TO SUIT CLIENTS REQUIREMENTS



BASEMENT PLAN

WC Enclosures
Formed in Vitracel / Formica partition systems installed to the manufacturers instructions and recommendations. System complete with doors, hinges and fixings. (Colours to be selected). Doors to be complete with incinerator locking mechanism (where applicable). Colours to be Site sized prior to ordering manufacture.

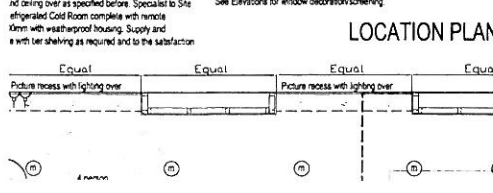


PLAN AS PROPOSED

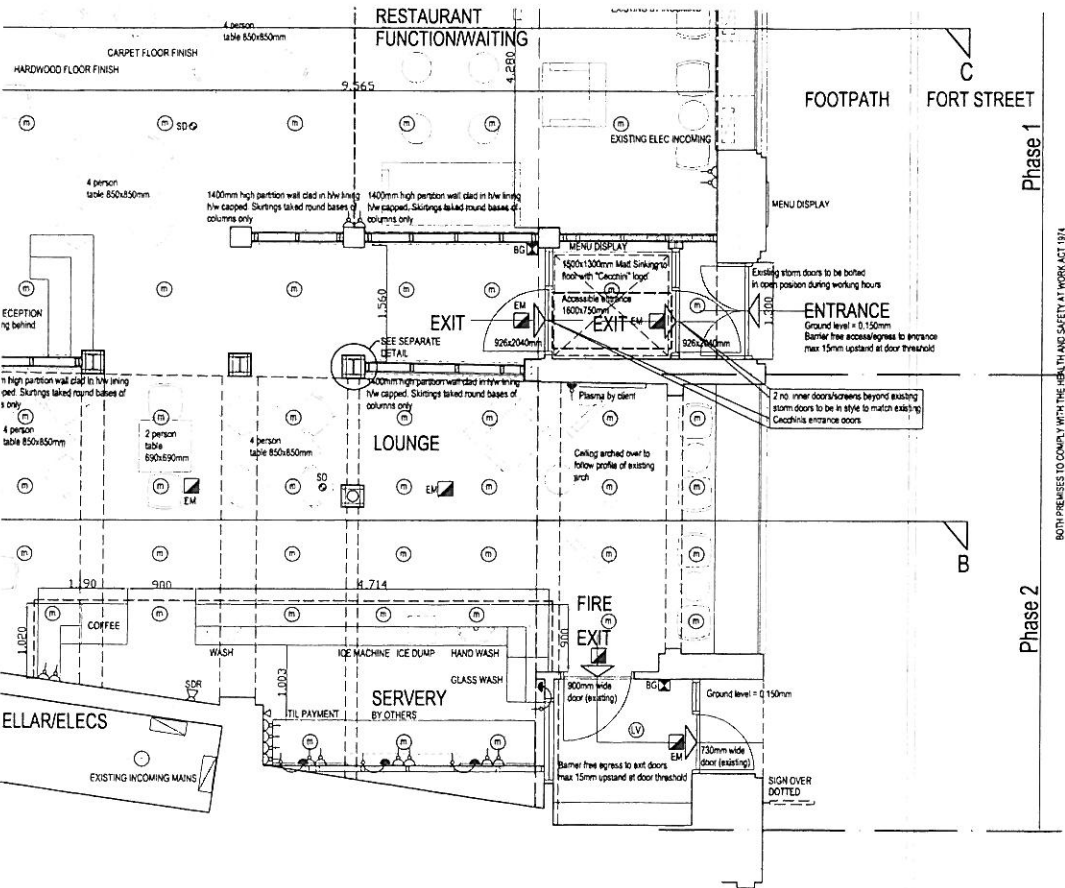
NOTE
All Electrical installations to be to BS 7571:2001 including all Amendments
Fire Detection and Alarm system to be designed and installed to comply with Category L3 with BS 5839 Part 1:2002
Emergency lighting installations to be to BS 5266
General lighting installations to be to the CIBSE Code for interior lighting 1994 and local switching to satisfy Part 2 of the Building Regulations.

NOTE
All Electrical installations to be to BS 7571:2001 including all Amendments
Fire Detection and Alarm system to be designed and installed to comply with Category L3 with BS 5839 Part 1:2002
Emergency lighting installations to be to BS 5266
General lighting installations to be to the CIBSE Code for interior lighting 1994 and local switching to satisfy Part 2 of the Building Regulations.

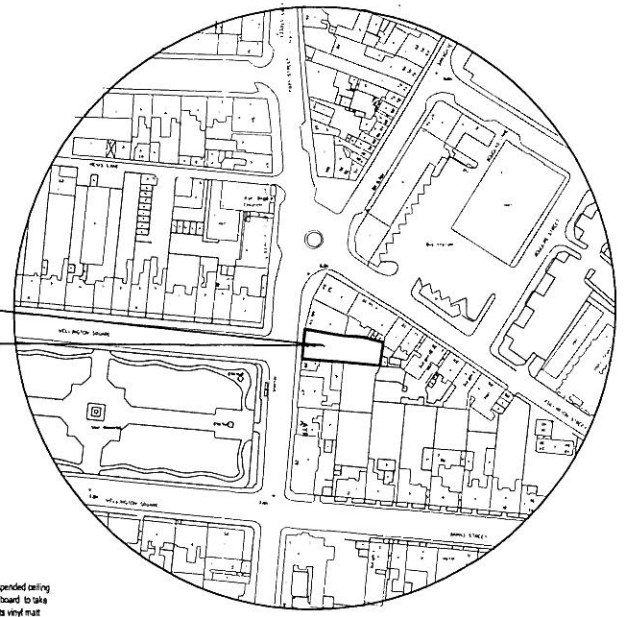
NOTE
All Electrical installations to be to BS 7571:2001 including all Amendments
Fire Detection and Alarm system to be designed and installed to comply with Category L3 with BS 5839 Part 1:2002
Emergency lighting installations to be to BS 5266
General lighting installations to be to the CIBSE Code for interior lighting 1994 and local switching to satisfy Part 2 of the Building Regulations.



LOCATION PLAN NTS



RESTAURANT FUNCTION WAITING



SITE FOR DEVELOPMENT

Toilet Provision (based on 150 persons):
75 Male - 1 x wc + 2 x urinals
75 Female - 4 x wc
Staff have separate toilet/changing provision

THIS IS A COPY OF THE PLAN REFERRED TO IN THE APPLICATION:
DATED: 11/05/2007
SIGNED: Taylor Associates
CHARTERED ARCHITECTS

TAYLOR associates
ARCHITECTS & DESIGNERS
17 BARNES STREET, AYR KA7 1XB
TELEPHONE 01292 287822 FAX 01292 280603

CLIENT: CECCHINI, S ITALIAN RESTAURANT
72 and 74 FORT STREET AYR
PROJECT: PROPOSED RESTAURANT REFURBISHMENT AND CHANGE OF USE OF ADJACENT PROPERTY TO ITALIAN RESTAURANT FORT STREET AYR.

DRAWING: AS PROPOSED 1 of 2 (Plans)

DRAWING NO	764-03
SCALE	1:50
DATE	MAY 2007
DRN BY	R HILL